

Dual Door

SOYAL®

Access control system

simple . flexible . secure



SOYAL 2 door controller. Affordable access control solution to control of who (card user), which door (door group), when (time zone) using what method (card and/or pin). Medium capacity 3,000 users.

Flexible intergration with other readers

Customer can intergrate HID, other brand readers or any long range reader desired into AR721E universal 2 x wiegand port as Entry & Exit reader pair. This is a good solution for project that require SoyalEtegra software but prefer other brand weigand reader.

Local anti-passback

Support local anti-passback that prevents user from re-entering using the same card. Users need to exit before allowed to enter the premise.

Flexible Time Zone & Access Mode

Up to weekly 63 time zones can be configured to limit user access to only specific time interval. User can be allowed to enter by card only, card and pin, card or pin.

Expiry date function


User will automatically be denied entry after their assigned expiry date have elapsed. This is useful to improve maintenance payment puntuality at residential, commercial or season parking appication.

Alarm monitoring

2 independent door sensor input are available for each door. Door sensor will trigger external buzzer to sound and generate alarm event in software when there is an attempt to force open the door without flashing card. Alarm is also triggered if door is not closed properly.

Easy to use Software

Software has clean GUI and optimized to provide practical function instead of crowded with unnecessary features. This make our software easier to learn, simpler to use and easier to be assist by technical support. Our software is simpler enough for small company and yet powerful enough to cater the needs of big organization.



AR721E
2 reader controller

Icon based menu easy to learn



E-map pin point threat location and helps you response to alert faster



Clean and easy interface



Time attendance multi shift



SOYAL Etegra
Access Control Management Software

- Lite - Standalone function
- Pro Basic - Client/server network and CCTV
- Pro Advance - More extensive network and CCTV



2 door RFID access control system

AR721E is a dual door controller. It can support 2 weigand reader in combination of AR721U, AR721K, AR737U, AR331U, AR200U and AR500U. AR721E is an affordable controller for medium capacity usage up to 3000 users.



AR721E Specification

Card user	3000
Memory transaction	1456
Time zone	63
Anti-passback	Yes
DirectPC software support	YES, RS485 data interface
Max reader support	2 weigand readers
Digital input	2 door open button / 2 door sensor / 2 housing open detection / prepared for 2DI
Reply output	2 door relay / 1 alarm relay / prepared for 1 relay output
Door / alarm relay time	Toggle, 0.1 ~ 600 ses
Aux. weigand port	WG 26 / WG 34
Lift control	No
Real time clock	Yes

AR721E Parameter

Power consumption	< 3W
Dimension (mm)	131 (L) x 111 (W) x 20 (H) mm
Weight	170 g
CPU	8 bit CPU
RAM	512 kBits
Power Supply	12V
Interface	RS-485
Baud rate	9600 bps, N,8,1
Temperature	-20°C ~ + 60°C

Accessories



Electromagnetic lock
300, 600, 1200 lbs



AR321CM
485-USB interface



AR727CM
485-TCP/IP interface



Proximity card
& Keychain tag



Power supply with
backup battery

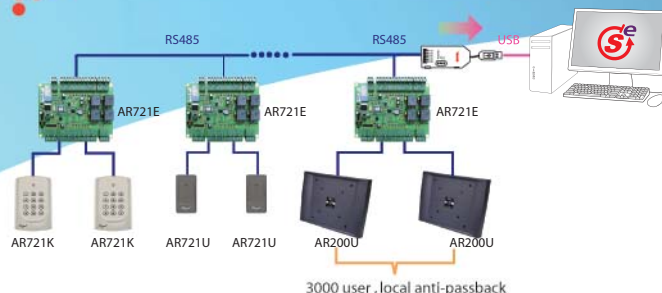


Rim lock

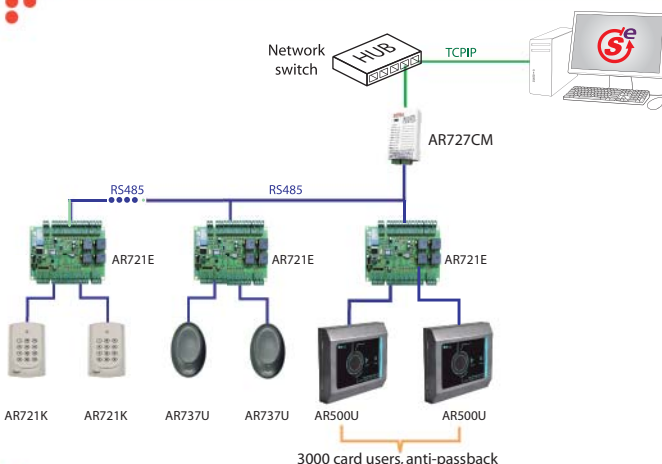


RS485 surge
protector

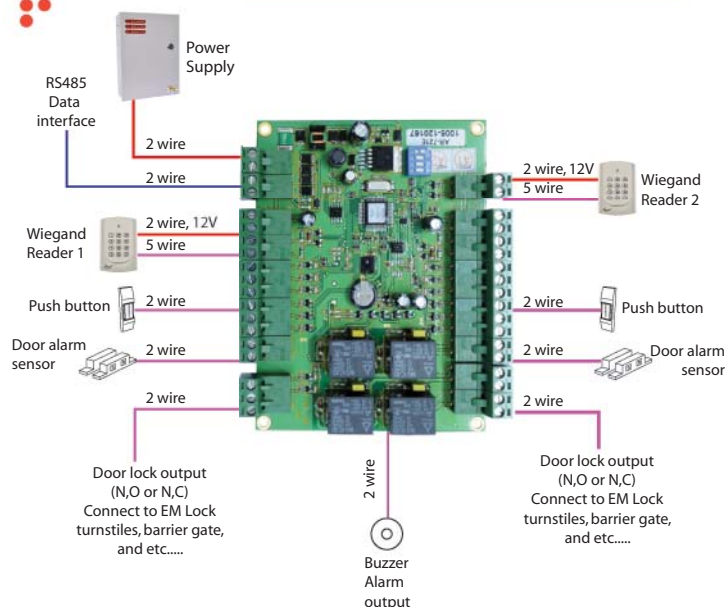
RS485 network connection



TCP/IP network connection



Standalone Connection



Authorized dealer

SOYAL®

Features, specifications and dimensions are subject to change without notice.

WWW.SOYAL.COM.MY