



Performance  
**DIRECTTCPIP**  
LCD and keypad  
Embedded slim installation

AR837E



AR721U



Inspired ,  
Stylish,  
Redefined...

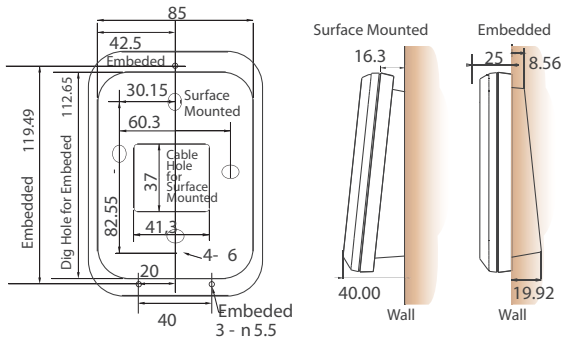
Metallic SilverBlack color concept further enhance modern contemporary impression of your office. Innovative case design allowed embedded installation into wall to achieve slim outlook.

**Patented anti-vibration relay** ensure door remain locked during vandalism attempt to force open door by knocking hard on the reader. Support Direct-TCPIP for fast data communication speed.

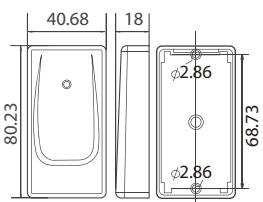


**SOYAL e-tegra**  
Access Control Management Software  
with integrated CCTV

Dimension AR837E



Dimension AR721U



SE-ACS software is available in 3 versions as follows:

**LITE** Single PC, Single RS485 or TCPIP connection, simple time attendance

**PRO BASIC** Multiple PC within LAN, Multiple RS485 or TCPIP connection, CCTV picture capture up to 8 camera, advance time attendance

**PRO ADVANCE** Multiple PC within LAN and internet (multi branch), Multiple RS485 or TCPIP connection, CCTV picture capture unlimited camera, advance time attendance, Emap.

Clean and intuitive GUI help you search for access activity super fast

Current event log

Event info

Double click event log to see pictures captured for that event

Flexible time attendance to automate clocking report and monitor staff punctuality

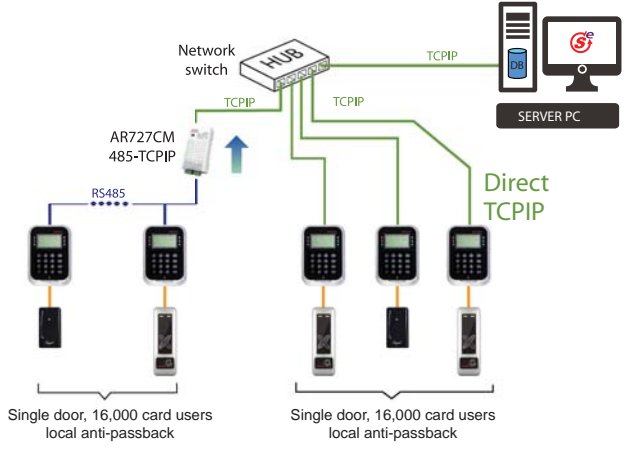
Advance version support multiple overnight shift and flexible shift. Attendance will calculate work time, over time, late arrive and early go

E-Map pin point threat location and helps you response to alarm faster

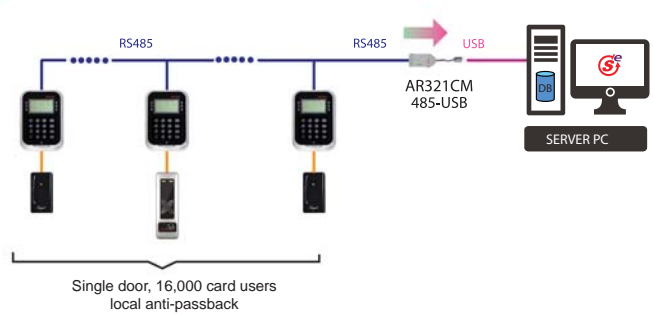
E-map will automatically pop up according to alarm event.

Model	AR837E	
Frequency	Dual frequency EM125KHz and 13.56 Mhz	
Standard	Dual standard EM and Mifare ISO14443A	
Reading Range ( Depends on Tags )	5-15cm	2-5cm
Power Supply	10-24VDC	
Power consumption	<5W	
Communication Interface	RS-485 or Ethernet	
Baud Rate	9600 bps(N,8,1) or 10/100M Ease T	
Temperature	-10 °C to +60 °C	
Digital Input	Egress(R.T.E.) / Door contact x 2	
Relay Output	Alarm Relay / Lock Relay	
Lock Relay Time	ON/OFF, 0.1-600 Sec.	
Alarm Time	Toggle, 1-600 Sec.	
Tamper Switch	Limit Switch (Form C)	
User Capacity	16,000	
Event log	32,000	
External Reader	1 Weigend Port	
Anti-pass-back	Yes	
Lift Control	64 Floor, 16,000 Users	
Serial port	Yes	
Real Time Clock	Yes	
Transistor Output	Arming LED/Alarm/ Duress/ WG Lock Relay / Security trigger signal	
LCD Panel	128*64 (4 Lines message, 16 Character each line)	
Indicator	6 LED & 1 Beeper	
Keypad Material	Illuminated Rubber	
Housing Material	ABS	
By Order Module	AR-MDL-721V (Voice Module); ar-837i (TPC/IP) AR-WG-HID (HID RF Module)	
Door Bell Button	Yes	
Time Zone	63	
Operation Mode	Standalone/ Networking	
Color	Black / Silver	
Dimensions (mm)	133(L)X96(W)X25(H)	
Weight (g)	230 ± 10	

TCPIP network connection



RS485 network connection



Standalone connection

