



Standard Vandal Resistant

Metal case protection with
illuminated Touch-Panel keypad



AR331U



AR321H

Inspired ,
Stylish,
Redefined...

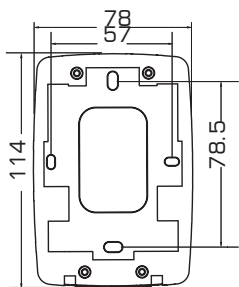
Sleek shape with metallic SilverBlack color concept further enhance modern contemporary impression of your office. Illuminated touch keypad looks cool and allow you to still see the keypad at night.

Patented anti-vibration relay ensure door remain locked during vandalism attempt to force open door by knocking hard on the reader.

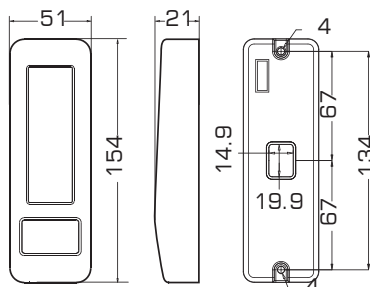


SOYAL e-tegra
Access Control Management Software
with integrated CCTV

Dimension AR321H



Dimension AR331U



SE-ACS software is available in 3 versions as follows:



LITE
Single PC, Single RS485 or TCP/IP connection, simple time attendance



PRO BASIC
Multiple PC within LAN, Multiple RS485 or TCP/IP connection, CCTV picture capture up to 8 camera, advance time attendance



PRO ADVANCE
Multiple PC within LAN and internet (multi branch), Multiple RS485 or TCP/IP connection, CCTV picture capture unlimited camera, advance time attendance, Emap

Clean and intuitive GUI help you search for access activity super fast



Double click event log to see pictures captured for that event

Current event log

Event info

Flexible time attendance to automate clocking report and monitor staff punctuality



Advance version support multiple overnight shift and flexible shift. Attendance will calculate work time, over time, late arrive and early go back.

E-Map pin point threat location and helps you response to alarm faster

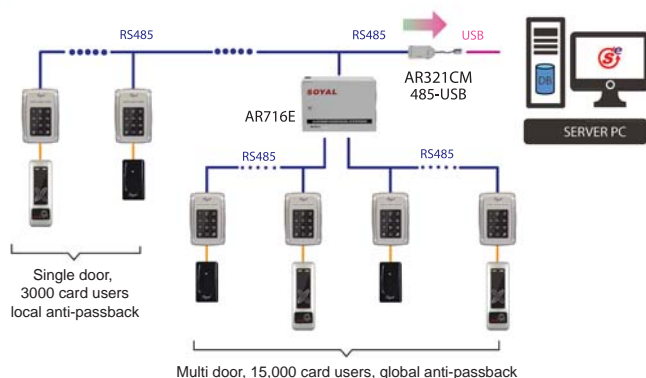


E-map will automatically pop up according to alarm event.

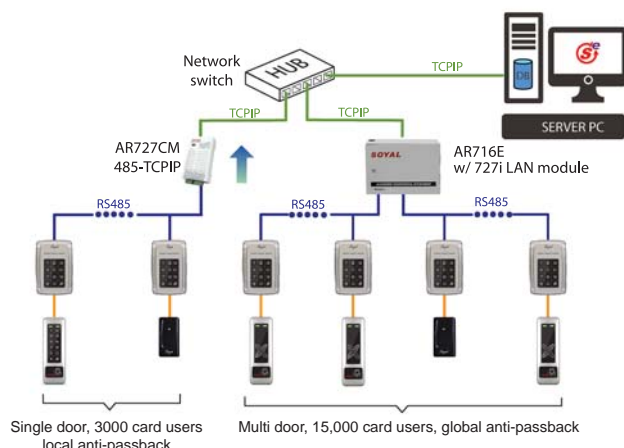
| Model | AR321H | AR321H_M |
|-----------------------------------|--|------------------|
| Frequency | 125KHz | 13.56MHz |
| Standard | EM Standard | Mifare ISO14443A |
| Reading Range (Depends on Tags) | 3-7cm | 1-3cm |
| Power Supply | 10-24VDC | |
| Power consumption | <3W | |
| Communication Interface | RS-485 | |
| Baud Rate | 9600 bps(N,8,1) | |
| Temperature | -20 °C to +60 °C | |
| Digital Input | Egress(R.T.E.) / Door contact | |
| Relay Output | Lock Relay | |
| Lock Relay Time | ON/OFF, 0.1-600 Sec. | |
| Alarm Time | Toggle, 1-600 Sec. | |
| Tamper Switch | Limit Switch (Form C) | |
| User Capacity | M4/M8 | 3,000 |
| | M6 | 65,000 |
| Event log | M4/M8 | 1,500 |
| External Reader | 1 Wiegand Port | |
| Anti-pass-back | Yes (M4/M8 Only) | |
| Lift Control | 32 Floors, 3,000 Users | |
| Serial port | Yes | |
| LCD Panel | No | |
| Transistor Output | Arming LED (or Security trigger signal) / Alarm / Duress | |
| Ingress Protection | IP56 | |
| Indicator | 3 LED & 1 Beeper | |
| Keypad Material | Illuminated Touch-panel | |
| Housing Material | Zinc Alloy | |
| Time Zone | 11/63(Connect to Multi-Door Networking Controller) | |
| Operation Mode | Standalone/ Networking | |
| Color | Chrome | |
| Dimensions (mm) | 114(L)X78(W)X33(H) | |
| Weight (g) | 290±10 | |



RS485 network connection



TCP/IP network connection



Standalone connection

