



SWB310

## Elevate your building lobby impression. Swing barrier

SWB310 is designed to be the slimmest of all pedestrian gates. Slim form factor saves space and allows you to put more gates to digest higher traffic. Stylish design to elevate the premium atmosphere of any building lobby. High speed motor is used to achieve faster pass-through rate.

SWB310 offers wide and full clearance opening to allow pedestrians with luggage to pass through with comfort.

### 1 Minimum maintenance

Latest brushless DC motor with precision technology that extends the life span of the motor and eliminates the need for changing carbon brushes, thus reducing maintenance work. Key internal parts are treated with anti-rust and anti-septic to ensure long-term reliability.

### 4 Emergency recovery

During power failure, the door panel will be automatically unlocked for manual opening. In the event of an emergency such as a fire alarm, the door can be manually triggered to open permanently to allow fast evacuation.

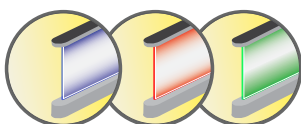
### 2 Elegant design

Slim form factor, premium stainless steel and glass panel material with elegant arc design effectively help create a welcoming and elegant prestigious atmosphere at building entrance to impress your visitors.

### 5 Alarm buzzer detection For unauthorized usage

Alarm buzzer function will be triggered when the user is passing through without authorization, tailgating or incorrect direction.

#### Special effect



**Blue** light to indicate standby.

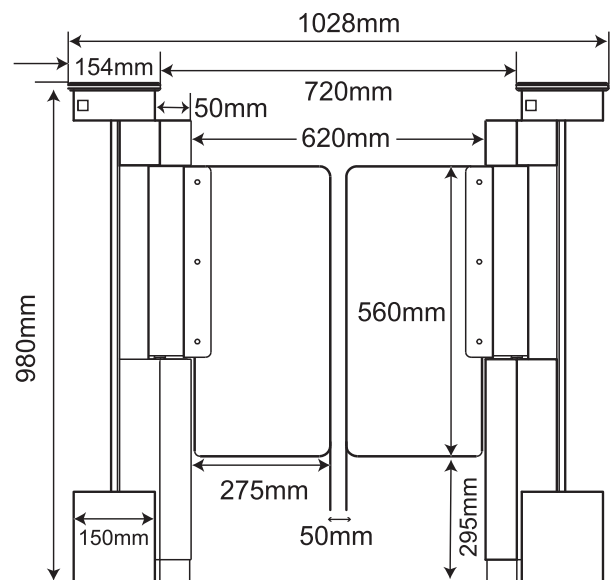
**Red** light to indicate alarm (invalid entry).

**Green** light to indicate valid entry.

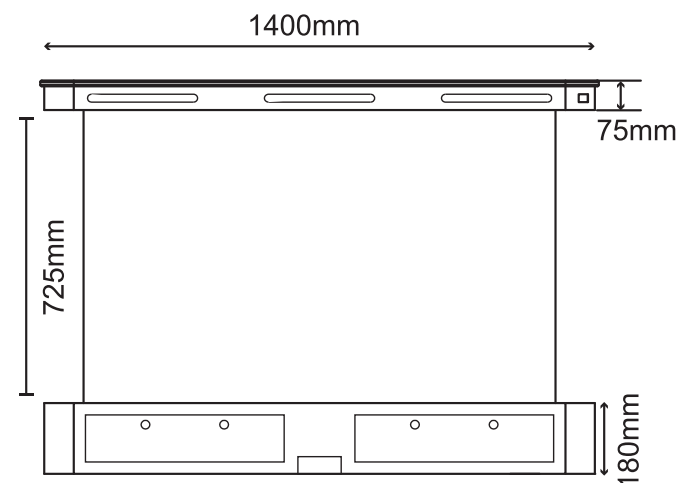
## Technical specification

<b>Body material</b>	Acrylic Glass, SS304 Stainless Steel, 1.5mm
<b>Door Dimension (Single Panel)</b>	275mm(W) x 560mm(H)
<b>Door opening / closing speed</b>	Programmable 0.4 to 1.5 sec
<b>Optimal flow rate</b>	20 to 25 people per minute
<b>Power supply</b>	AC220/110V±10%, 50/60Hz
<b>Power Consumption</b>	10W (Standby) / 40W (aperational)
<b>Motor</b>	DC Brushless Motor, 140W/24V
<b>Input Connection</b>	Dry contact pulse > 500ms
<b>Working environment</b>	Indoor only
<b>Working temperature</b>	-15°C - 60°C
<b>Relative humidity</b>	≤ 90%
<b>Passage width</b>	620mm
<b>Gate door material</b>	12mm acrylic
<b>Cabinet dimension</b>	1400(L) x 1028(W) x 980(H) mm
<b>IP rating</b>	IP 52

## Dimension



**Front View**



**Side View**

## Wiring diagram



## Ordering info

Model No	Description
SWB311	Single door panel
SWB312	Dual door panel

### Authorised Dealer:



## Accessories



Push Button

Copyright © 2016 Magnet Security & Automation Sdn Bhd All rights reserved.

All specification, drawing and product info are subject to change without prior notice.

ACB QMS 05  
MS No.: 05 100 20010