

Automate And Secure Your Entrance In Style



BR630V series

BR630V series modern gray concept effectively increase premium prestigious impression of guard house entrance at any high end lifestyle residential or premium commercial building. Impress your guest when they visit you at your luxury home or designer building.

BARRIER GATE

LOWER MAINTENANCE

BlueSpeed motor uses lowest possible rotation speed (RPM) that reduces mechanical wear and effectively eliminates any maintenance servicing on the motor.



BLUESPEED MOTOR

2 TIMES SAFER

DDS (Dual Detection Safety) uses dual sensor to auto reverse the arm if blocked by obstacle. This is a important double safety feature to prevent further damage in the event when arm hit car or pedestrian.



DDS

MINIMUM DOWNTIME

DSP (Dual Spring Pull) and quick access to local spare parts, rest assured the barrier gate will be up and running most of the time.



DSP


ENHANCED FUNCTIONALITY

Built-in DC 12V 5A power supply for LED arm and traffic detector. Recommended LED arm for enhanced visibility.



STYLISH & BOLD

New design housing with integrated LED arrow.



FEATURE

We want you to have peace of mind using our barrier gate.

Better protection for your car

Arm will swing out when hit directly by vehicle (only BR618V & BR630V) from the front.


Foam lining installed underneath our arm is specially designed with the right density to absorb bigger impact force to avoid dent when arm accidentally hit your car.



More convenient

Telescopic capability shorten the arm length to eliminate the need of big truck to transport arm to site. Less hassle for you when ordering replacement arm.

During power failure, MAG manual release clutch design make it more convenient for you to unlocked and manually open or close arm without removing whole top cover.



Telescopic arm length after retracted

Full	Retracted
4.5m	2.9m
4m	2.68m
6m	3.56m

Manual release



BlueSpeed AC motor



Efficient ventilation

WIRING DIAGRAM



ACCESSORIES




ALPR-X100



AR300U Xclone
Long Range Reader



AR200U Mid
Range Reader



LED Arm



Signboard



Traffic Light

TRAFFIC DETECTOR



BRD03 DualRay
and LED Display

Certified by:



FASTER INSTALLATION

No road cutting for loop coil. Can be easily mounted outside on barrier gate housing in less than 30 minutes. This help you save more money in installation labour cost

EXTRA SAFETY

Able to detect any obstacle including people to effectively auto reverse barrier arm earlier "before" hitting anyone.

Authorised Dealer:



Copyright © 2024 Magnet Security & Automation Sdn Bhd All rights reserved.

All specification, drawing and product info are subject to change without prior notice.



ACB QMS 05
MS No.: 05 100 2010