

SPECIFICATION



FR320 MAG Face Recognition Reader



FR320 MAG Face Recognition Reader

Description

MAG FR320 face recognition reader is a dynamic face recognition reader built with advanced face tracking algorithm for faster and more accurate face detection. The modern, compact and slim design with premium finishes and full HD display make it easily to fit into any commercial premises either for door access or pedestrian access.

It is suitable for use in pedestrian gate or door access for office building, school, hospital, airport, condominium, factory, etc.

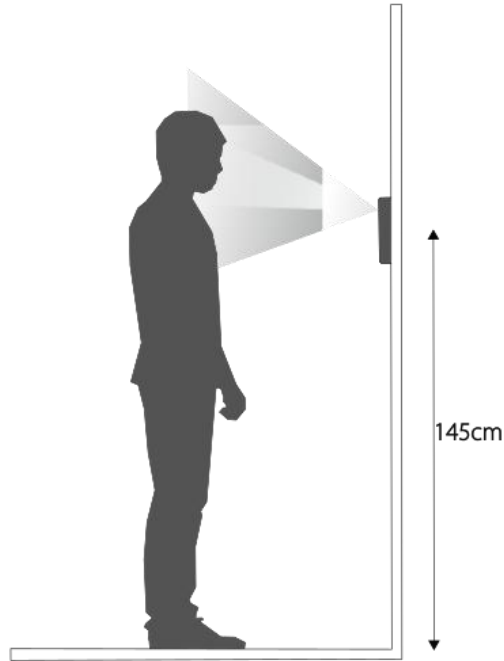
Features

- 1. Extra wide lighting (EWL).** Even under high contrast or lower lighting conditions, it is still able to scan your face accurately.
- 2. 4 in 1 Face recognition reader.** Now FR320 is come with 4 access mode which is face recognition, card, pin and QR code. Hence FR320 is easier to cater for any places and usage.
- 3. High face capacity up to 50,000 face.** With the high face capacity, it is ideal for usage in any big office, factory, school or any commercial building.
- 4. Mask detection.** Reader can differentiate if the face is with or without the mask. FR320 can be set to deny access when the face is scanned without a mask.
- 5. Automatic Adaptive Distance Reading (AADR) technology.** Automatically adjust detection area to accurately capture all critical biometric point even though when the face is moving. This is to ensure accurate recognition.
- 6. Automatic Depth Measuring (ADM) technology.** Able to detect face at front and back, but priority on the face at front. This is to minimize front-gating where an authorized people trying to cheat for access.
- 7. Dual camera featuring IRSense and ColorSense technology.** Both technology work hand-in-hand to reject displayed face photo or video under low lighting environment. Additional LED light will be automatically illuminated in order to recognize face in dark environment condition.
- 8. Adjustable detection range.** The detection range can be adjusted between 0.5 meters up to 3 meters to cater different people traffic flow pattern at site.
- 9. Sleep mode function.** Reader will hibernate if there is no face detection after a prefix time. This help the reader display to be more long lasting. For crowded environment, you can set to wake up the reader only by touching the LCD screen instead of the default wake up upon scanning any face that passes by.

Technical Parameters

| | |
|----------------------------|--|
| User ID/ Face Capacity | 50,000 |
| Event Record Capacity | 500,000 |
| Access Mode | Face , Card, PIN or QR code. Face + PIN, Face + Card, Face + QR code, PIN + Card/QR code. |
| Face Recognition Mode | 1:N |
| Validation Display | Name and avatar (enrolled picture as thumbnail) |
| Real Time Face Detection | < 0.2sec, single face or multi face (5 faces) under normal sufficient lighting condition |
| Intelligent Function | Live person identification detection |
| Facial Scanning Range | Without live movement detection: 0.5-3m (normal sufficient lighting condition) With live movement detection: 0.5-1.5m (normal sufficient lighting condition) |
| Dual Camera | EWL ColorSense Camera and IRSense Camera |
| Dual Light | Smart LED light and infrared light |
| Display Screen | 5 inch Full HD Capacitive touch screen |
| Mask Detection | Can disable, enable or set as compulsory. Best detection with normal bright color face mask. Accuracy of recognition will decrease with fancy or black color face mask. |
| Operating System | LINUX System |
| False rejection rate (FRR) | <= 0.1% (with actual face without mask) |
| False approval rate (FAR) | <= 0.001% (with actual face without mask) |
| Relay Output | Lock Relay dry contact output (N.O, N.C and COM) Alarm Relay transistor output (-12V) |
| Relay Input | Door Sensor |
| USB | Yes, for updating firmware, download and upload data (standalone) |
| Push Button Input | Yes |
| Communication Interface | TCPIP or WIFI (stability is dependent on wireless signal quality) |
| External Wiegand Port | Yes, WG26/34 Output/Input |
| Power Supply | DC 12V, 2A |
| Working Temperature | - 15°C to 45°C |
| Casing Material | Aluminum Alloy |
| Dimension (L x W x H) | 185mm x 110mm x 20mm |

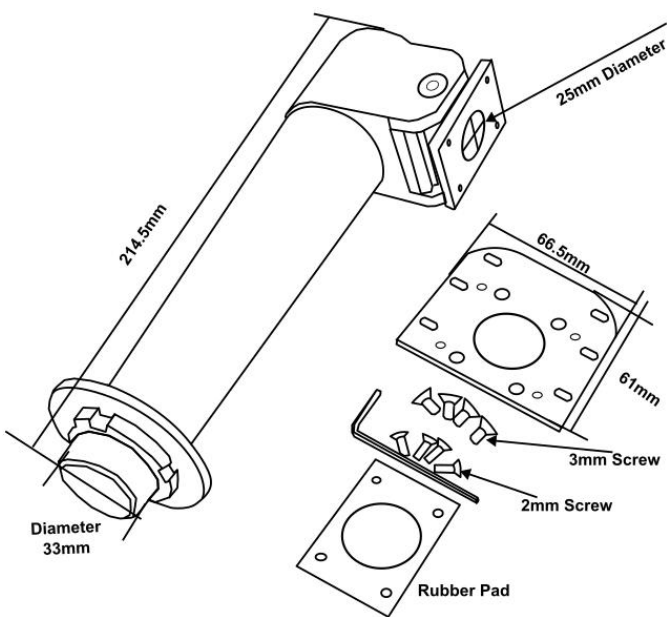
Recommended Height Installation



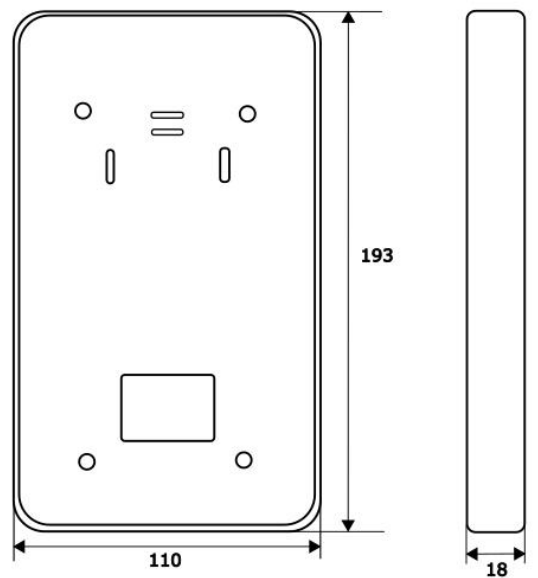
Recommended Installation

MAG Face recognition mounting bracket

For Pedestrian Bracket



For Wall Mount Bracket




FRONT

SIDE

SPECIFICATION

Dimension



***Product performances is based on testing in a controlled environment. Your result may vary due to several external and environment factors.**



© COPYRIGHT 2025. This documentation served as a reference only. It is subject to change without further notice. All the diagrams and information in this documentation may not be duplicated or modified in any form without the written approval from the management.