

SPECIFICATION



SNP141 MAG License Plate Recognition



SNP141 - MAG License Plate Recognition

Description

Introducing the SNP141, the pinnacle of license plate recognition technology. Engineered with precision and cutting-edge AI, this advanced system delivers unparalleled accuracy and speed in identifying and capturing vehicle license plates.

Key Features

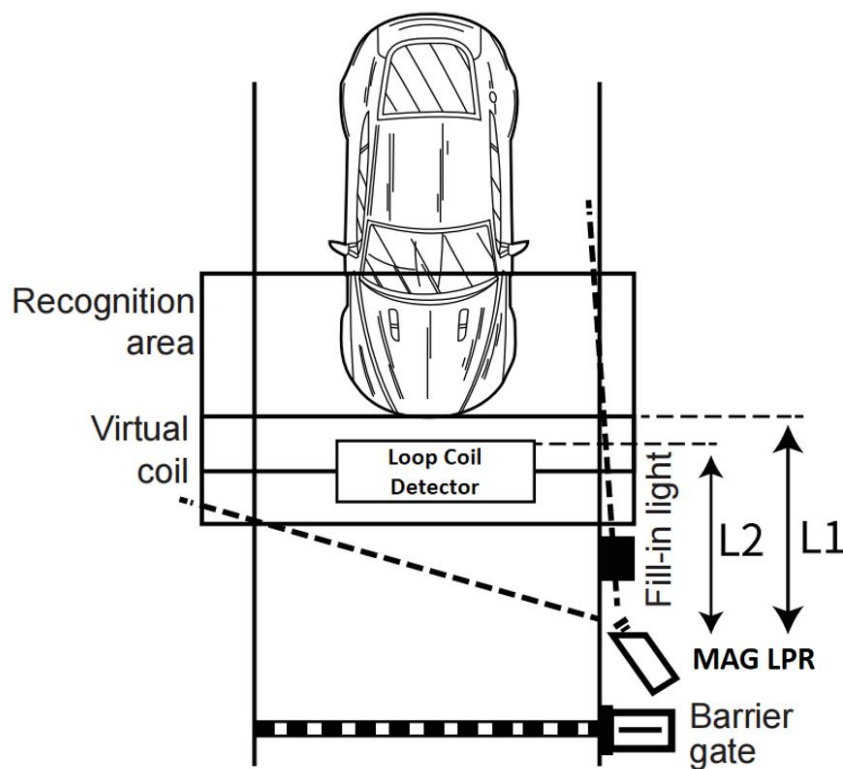
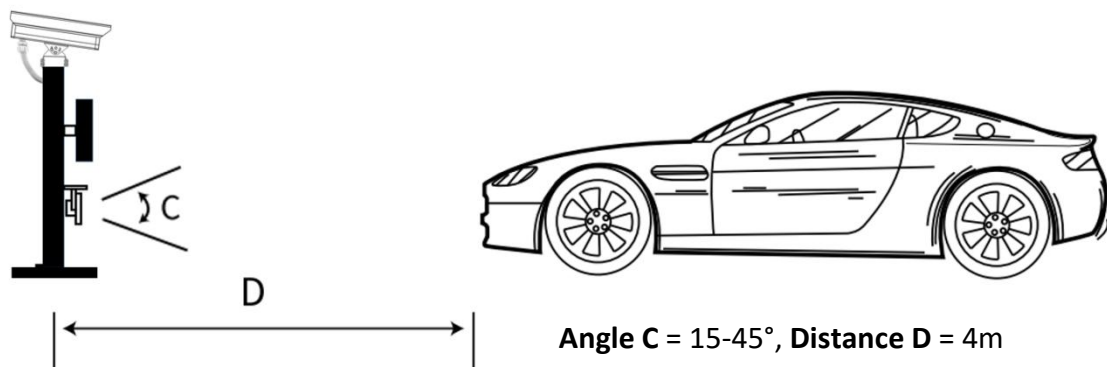
- **Superior Accuracy** : Boasting industry-leading accuracy rates, the SNP141 can reliably recognize license plates in various lighting conditions and angles.
- **Real-time Processing**: With its powerful processing capabilities, the SNP141 can capture and process license plates in real time.
- **Robust Hardware**: Built to withstand harsh environments, the SNP141 features durable construction and weatherproofing to ensure reliable performance in outdoor settings.
- **Versatility**: The SNP141 is designed to be adaptable to various environments and use cases from security surveillance to parking access control.

Technical Parameters

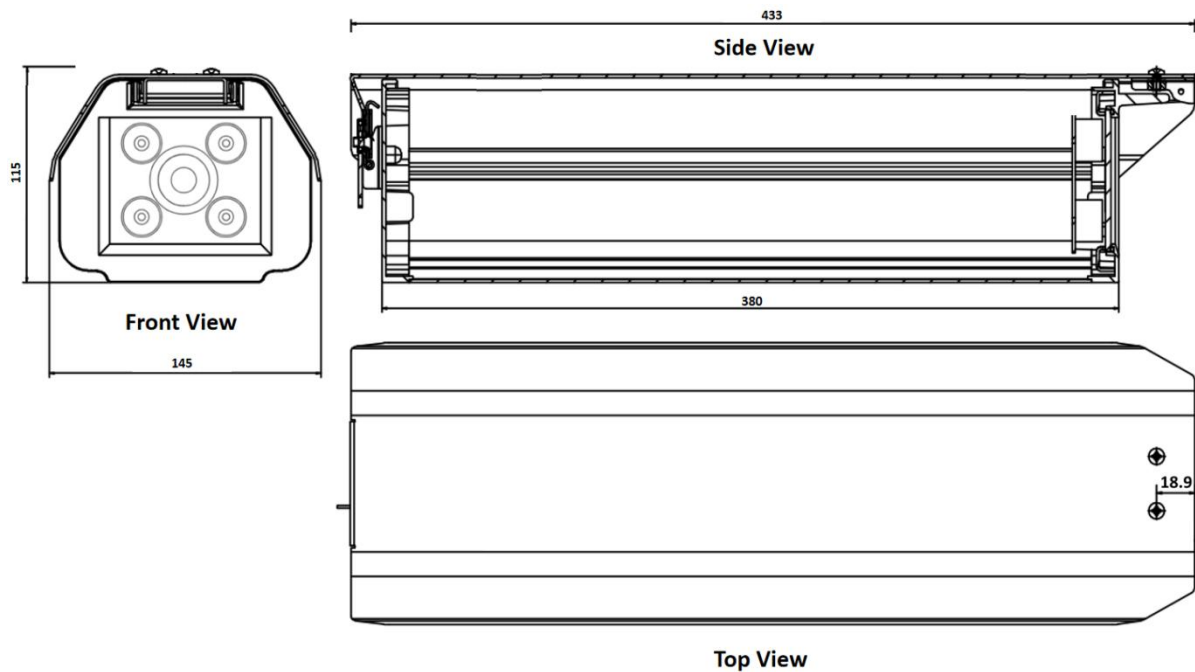
General	
Power Supply	220VAC - 240VAC (50hz/60hz)
Power Consumption	12VDC 3A (Around 20W)
Operating Temperature	-20°C to 70°C
IP Rating	IP65
Dimensions	433mm x 145mm x 115mm (L x W x H)
Camera	
Image Sensor	5MP CIS
Max. Resolution	2592 x 1944
Lowest Illumination	0.01Lux color (with fill light)
Standard Configuration	6mm Prime Lens
Wide Dynamic	Support
Electronic Shutter	0 - 1 ms (manual/auto), up to 0 - 8ms Max.
Video	
Compression	H.265/H.264/MJPEG
Resolution	800*600, 1280*960, 1600*1200, 2048*1536, 2304*1728, 2592*1944
Bit Rate	512 kbps - 5000 kbps
Frame Rate	1 - 25 frames, (default 25 frames @ 1600*1200)
Image Setting	Brightness, Contrast, Saturation, Image rotation, exposure time, etc
Noise Reduction	Support 2D/3D noise reduction
Interface	
Network Interface	RJ-45 (10/100Mbps) & RJ-45 (10/100/1000Mbps)
I/O terminal	4 input channels & 4 output channels
RS485	2 channels
SD Card Slot	1 Micro SD Card Slot (Support Up to 256GB)
Communication protocol	ONVIF, HTTP, RTSP, TCP/IP
Intelligence	
Capturing rate	Capturing rate $\geq 99.99\%$
Recognition rate	Recognition rate $\geq 90\%$ (standard JPJ license plate)
ISP	AI ISP (AI Image Signal Processing), scene-adaptive
Barrier Control	Relay output control
Detection Mode	Support video detection or loop detection

Recommended Installation

- Installation of camera within 15-45° (Normally around 20°)
- Detection range around 4m



Dimension



***Product performances is based on testing in a controlled environment. Your result may vary due to several external and environment factors.**

© COPYRIGHT 2025. This documentation served as a reference only. It is subject to change without further notice. All the diagrams and information in this documentation may not be duplicated or modified in any form without the written approval from the management.

